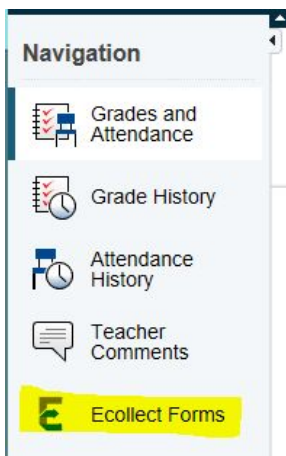


Summer School Application Instructions for Students/Parents:

- Sign into Student/Parent Portal at <https://sis.slcsd.org/public>
- Click on “**Ecollect Forms**” under Navigation in the menu on the left side of the screen.



- Click on the link under the form name “**2018 Summer School Online Application**”

Ecollect Forms

Summer School

Status	Form Name	Form Description
Empty	2018 Summer School Online Application	

- If your counselor has submitted a recommendation for courses, those will display here:

Remember Registration Deadline!

Application Due: May 25, 2018

Summer School Application

Student:

Phone: *

DOB:

Current School:

Current Grade Level:

Counselor Recommendations:

ALERT: If there are recommendations marked by your counselor below, please copy exactly onto your school and course selection. If you have questions, please contact your counselor.

Session I Format:

Session II Format:

Session I Class

Session II Class:

Session 1 Reason

Session 2 Reason

Summer School Counselor Notes:

- In the “School/Course Selection”, please choose as indicated by your counselor.

School/Course Selection
 Please choose as indicated by your counselor above. If there are no recommendations listed, select courses as applicable.

Site Selection *

Morro Bay High School

San Luis Obispo High School

- If the “Counselor Recommendation” portion of the application is blank, please select the Site, Courses and Format for each summer school session.

School/Course Selection
 Please choose as indicated by your counselor above. If there are no recommendations listed, select courses as applicable.

Site Selection *

Morro Bay High School

San Luis Obispo High School

- Please complete the “San Luis Coastal Unified District Summer 2018 School Emergency Information” portion on the application:

San Luis Coastal Unified District Summer 2018 School Emergency Information
 Please complete the following questions

Student Name: _____ Gender: | _____

Grade Level: _____ DOB: _____

Will your summer contact information be the same as it was during the school year? *

Yes

No


*If your summer contact information will be different from the school year, please select “No” and continue to fill out the required fields.

- When the application is complete, a parent/stepparent/guardian electronic signature and date is required before you can submit the application for approval.


ELECTRONIC SIGNATURES:

Parent's / Stepparent's / Guardian's Signature: * _____ Date: * _____

Parent's / Stepparent's / Guardian's Signature: _____ Date: _____



- Once you have submitted your completed summer school application, it will display as “Pending” until your counselor approves it.

Ecollect Forms	
Summer School	
Status	Form Name
 Pending	2018 Summer School Online Application

Important information:

- You will receive an automated phone call and email once your enrollment into the selected summer school course(s) is confirmed. An "Approved" application indicates that your counselor has reviewed it and it is **not** a guaranteed enrollment.
- All Applications must be submitted via the PowerSchool portal by **Friday, May 25, 2018**.
- Please contact your school counselor if you have any further questions.